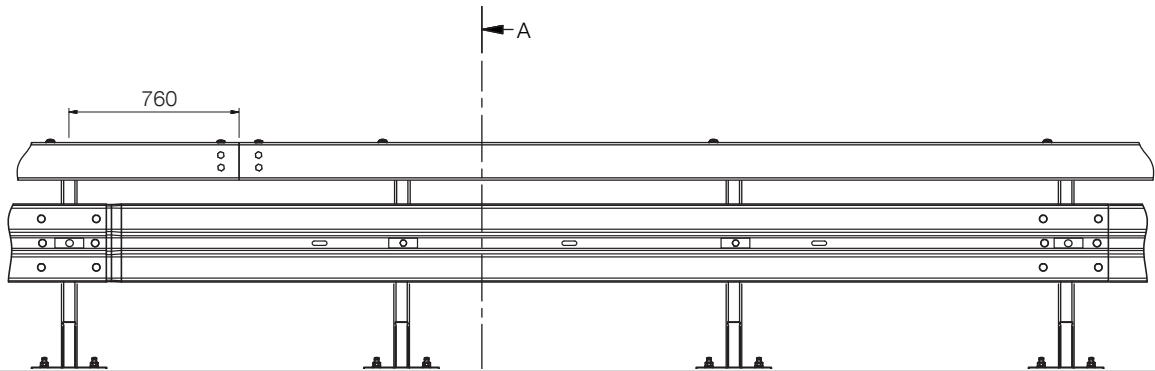
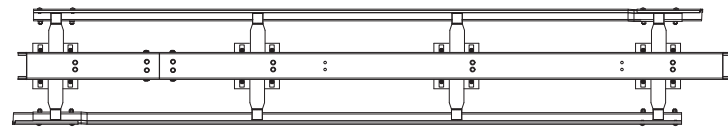
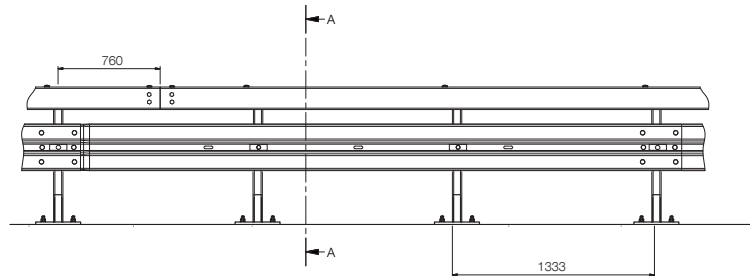
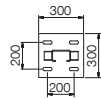
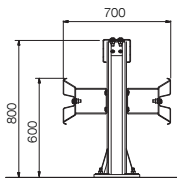


Super-Rail eco bw double

H2 · W4 · B



CE



TECHNICAL SPECIFICATIONS

Normalised working width (m)	1.30
Class of normalised working width	W4
Normalised dynamic deflection (m)	0.90
Construction width (m)	0.70
Construction height (m)	0.80
Distance between posts (m)	1.33
Tested system foundation / installation	anchored
Test length (m)	60.0